





WINDFALL
BLUE MOUNTAIN

Phase 6 Site Plan





Join Our Final Phase Today!



Legend

-  Singles
-  Semis

Lot Action

-  SOLD
-  Pending
-  Move-in Soon
-  Move-in Ready (quick close)

Landscaping is artist's concept and actual plantings may vary. Size, shape, and location of lots are displayed for concept purposes & are not an actual survey of the land. Lot numbering is for marketing reference & is not based on future municipal addressing. Dimensions & specifications, are approximate & subject to change without notice. E.&O.E.